



dreamgirls

Get to Know Your DreamGirl

Inside

With a quality crafted skeleton with flexible joints, surrounded by an epoxy resin for firm body support, your DreamGirl is able to pose in every position imaginable! This skeleton can bear about 150 kg of pressure.

- ✔ While storing your doll, place it in the original position, with hands resting palm down, to keep the inner skeleton properly aligned. See the posing diagrams on the reverse side of this page.
- ⊘ Take care not to excessively stretch the joints, bend aggressively, or leave in one position for long periods of time. Doing so may result in deformations to the skeleton.

Outside

The exterior of your new doll is made of high quality TPE or Thermoplastic Elastomers, a flexible and realistic material. All materials comply with the National Health & Safety Standard, are body safe & environmentally friendly. During the manufacturing process, the skeleton is supported using small connections. These holes are then filled with the same TPE to blend with the skin, but may still be noticeable. These are not classified as manufacturing defects. To ensure the lifelike feel of your doll, take the following precautions:

- ✔ Dust the doll's surface with baby powder or doll specific powder to prevent dust settling and to keep your doll dry.
- ✘ Avoid sharp objects that may scratch, cut, or puncture your doll's skin.
- ⊘ Avoid excessive direct sunlight and/or moisture. Too much sunlight could age the TPE material and cause discoloration.
- ✔ Should creasing or pressure marks occur on the TPE exterior, apply a warm towel or a mild temperature hair dryer to the area.
- ✔ Should the TPE exterior get a cut, scratch, or poke, gently clean the area with makeup remover, then apply the included TPE glue to the area. Try to ensure the surface is not stretched or bent before applying. Glue cures in approximately 30 minutes.

Dressing Your Doll




We strongly advise that you thoroughly wash clothing, then test the fabric against the TPE exterior. Some fabric dyes may stain the TPE exterior which could be difficult or impossible to remove. Test in a subtle location (the bottom of the foot, for example) before dressing your doll. Consider soaking clothing in water with a small amount of bleach before washing and testing to ensure dyes do not stain.

Bathing Your Doll

- ✔ Keep your doll clean and dry. Always clean your doll after use.
- ✔ Using a mild soap and warm- never hot- water to clean the your doll gently with a soft cloth.
- ✘ Avoid coarse or abrasive cleaning agents and be mindful of your fingernails and anything that might scratch the skin. You can also use an alcohol free sex toy cleaner to clean and disinfect. Do not use anything with an alcohol base, heavy disinfectants, alkali, or acids.

Posing Diagrams

With a quality crafted skeleton with flexible joints, surrounded by an epoxy resin for firm body support, your DreamGirl is able to pose in every position imaginable! For the longevity of your doll, one should take care not to excessively stretch the joints or leave in one position for long periods of time. Doing so may result in deformations to the skeleton.



For help, contact us:

www.lovedreamer.com
647-348-8697
dreamgirls@lovedreamer.com